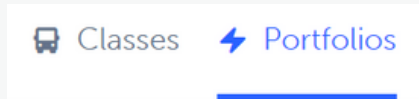


How can you access your Portfolio?

1. Visit <https://ca.spacesedu.com/sso/sd36> and click Login (enter your SD36 email and password)
2. From your Dashboard, choose the Portfolios tab
3. Choose your Core Competencies Portfolio



* If you are brought into your Class when you log into SpacesEDU, you can access your Dashboard by clicking on the Home symbol



How can you add to your Portfolio?

You can create a Post

+ Create

1. Choose which section you want to post into
2. Click +Create
3. Choose **Media** > add a **Title** > write a **Description**
4. Click ✓Post

You can copy a Post from your Class

You can copy a Post from your Class into your Portfolio (as long as you are the author of the Post!)

1. From your Dashboard, choose the Classes tab
2. Find your Post. Click the three dots on the Post > **Copy Post** > Choose Portfolio
3. Select a Portfolio and Choose a Section > ✓Post

Thinking

Scottie Barnes



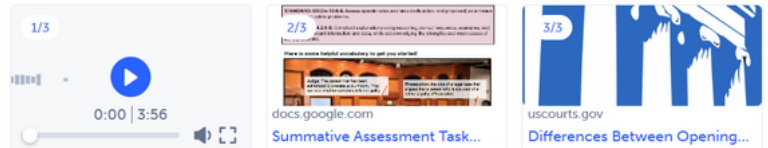
Creative Thinking: Generating and Incubating

Today in ELA we brainstormed different endings to the book Holes. We had to write down as many ideas as possible in ten minutes. Some were very funny! This is Creati



Communication

Emiliano Rodriguez




Communication: Mock Court

I won! Why? I was more convincing than the defense, and it was because of my communication skills. How was I convincing? I had a very strong beginning and closi



Personal & Social

Emma Drummond



Personal and Social: Caring for the environment

We planted trees today for a class field trip.

1. We need to plant trees because plants clean the air. There is a lot of pollution but

